



# PREMIER LEAGUE STATS CHALLENGE

We are learning to:  
Read and interpret information from tables.

Suitable for: Key Stage 2

Take a look below at the current table for the 2019/20 Premier League season, including the famous Seagulls!











Can you use the information in the table to solve our tricky challenge questions?



**GULLY'S TOP TIP!**

Work out the goal difference (GD) of a team by subtracting the amount of goals conceded (GA) from the amount of goals scored (GF)!

Remember, in the Premier League teams get 3 points for a win, 1 point for a draw and 0 points for a loss!

P	Team	PL	W	D	L	GF	GA	GD	PT	FORM
1	 Liverpool	29	27	1	1	66	21	+45	82	W W W L W
2	 Man City	28	18	3	7	68	31	+37	57	W L W W L
3	 Leicester City	29	16	5	8	58	28	+30	53	D D L L W
4	 Chelsea	29	14	6	9	51	39	+12	48	D L W D W
5	 Man Utd	29	12	9	8	44	30	+14	45	D W W D W
6	 Wolves	29	10	13	6	41	34	+7	43	D D W W D
7	 Sheffield Utd	28	11	10	7	30	25	+5	43	L W W D W
8	 Tottenham	29	11	8	10	47	40	★	41	W W L L D
9	 Arsenal	28	9	13	6	40	36	+4	40	D D W W W
10	 Burnley	29	11	6	12	34	40	-6	39	D D W W W

**W** = Win      **P** = Position      **GF** = Goals for (scored)  
**D** = Draw      **PL** = Played      **GA** = Goals against (conceded)  
**L** = Loss      **W** = Wins      **GD** = Goal difference  
                          **D** = Draws      **PT** = Points total  
                          **L** = Losses



# PREMIER LEAGUE STATS CHALLENGE

P	Team	PL	W	D	L	GF	GA	GD	PT	FORM
11	Crystal Palace	29	10	9	10	26	32	-6	39	L L W W W
12	Everton	29	10	7	12	37	46	-9	37	W W L D L
13	Newcastle Utd	29	9	8	12	25	41	-16	35	D L L D W
14	Southampton	29	10	4	15	35	52	-17	34	L L W L L
15	Albion	29	6	11	12	32	40	-8	29	D D D L D
16	West Ham Utd	29	7	6	16	35	50	-15	27	D L L W L
17	Watford	29	6	9	14	27	44	-17	27	L D L W L
18	Bournemouth	29	7	6	16	29	47	-18	27	W L L D L
19	Aston Villa	28	★	4	17	34	56	-22	25	W L L L L
20	Norwich City	29	5	6	18	25	52	-27	21	D L L W L

- How many teams have played fewer than 29 games so far this Premier League season?
- Which two teams have drawn the most amount of games so far this season?
- Which team has scored only 26 goals so far this season?
- Liverpool hold a big lead over second placed Manchester City. How many more games have Manchester City lost than Liverpool?
- Aston Villa have won three more games than they have drawn so far. How many games have they won?
- If Burnley win their next game, what is the highest position they can climb to in the table?
- Out of the Premier League's south coast teams (Albion, AFC Bournemouth and Southampton) who have scored the most goals this season?
- Can you work out Tottenham's goal difference? Use Gully's top tip to help you!
- If Albion win their next two games, how many points will they have in total?
- Chelsea have won two, drawn two and lost one of their previous five games. If they had won all five games, how many more points would they have added to their total? Use Gully's top tip to help you!

Find out how many questions you answered correctly by checking the answers sheet.